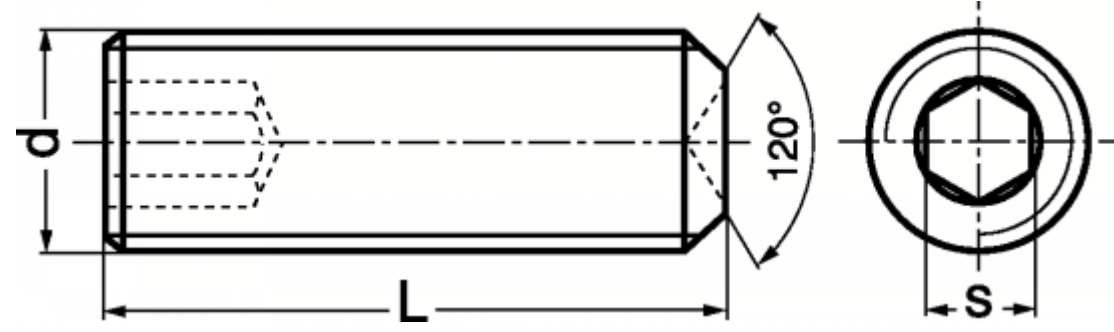


# Socket Setscrews Cup Point DIN 916

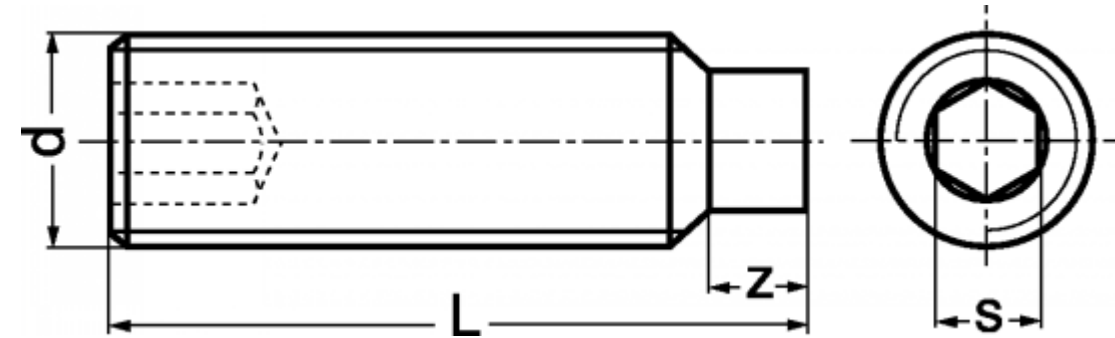


<b>d</b>	<b>M1.4</b>	<b>M1.6</b>	<b>M2</b>	<b>M2.5</b>	<b>M3</b>	<b>M4</b>	<b>M5</b>	<b>M6</b>	<b>M8</b>	<b>M10</b>	<b>M12</b>	<b>M14</b>	<b>M16</b>	<b>M20</b>	<b>M22</b>	<b>M24</b>
<b>s</b>	0.7	0.7	0.9	1.3	1.5	2.0	2.5	3.0	4.0	5.0	6.0	6.0	8.0	10	12	12
<b>L</b>	<b>LENGTH OF SCREW</b>															

Available in various lengths & material

Tel: 01234 346242 Fax: 01234 327349  
[www.challenge-europe.co.uk](http://www.challenge-europe.co.uk)  
[sales@challenge-europe.co.uk](mailto:sales@challenge-europe.co.uk)

# Socket Setscrews Dog Point DIN 915

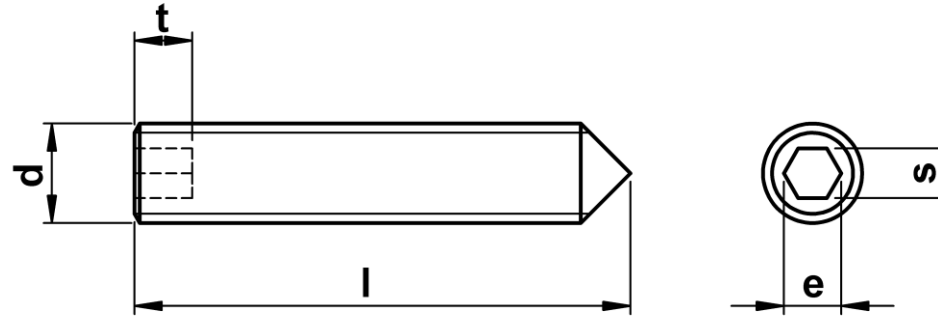


<b>d</b>	<b>M3</b>	<b>M4</b>	<b>M5</b>	<b>M6</b>	<b>M8</b>	<b>M10</b>	<b>M12</b>	<b>M16</b>	<b>M20</b>	<b>M24</b>
<b>s</b>	1.5	2	2.5	3	4	5	6	8	10	12
<b>L</b>	<b>LENGTH OF SCREW</b>									

Available in various lengths & material

Tel: 01234 346242 Fax: 01234 327349  
[www.challenge-europe.co.uk](http://www.challenge-europe.co.uk)  
[sales@challenge-europe.co.uk](mailto:sales@challenge-europe.co.uk)

# Socket Setscrews Cone Point DIN 914

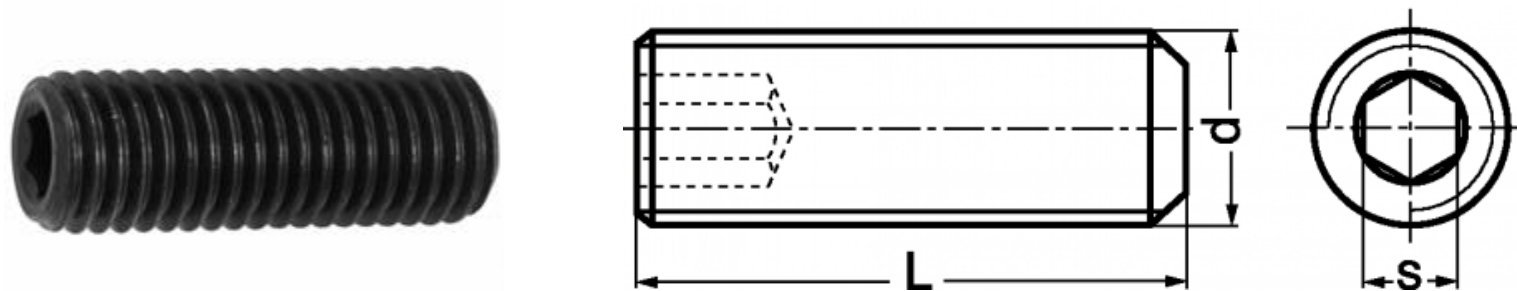


<b>d</b>	<b>M3</b>	<b>M4</b>	<b>M5</b>	<b>M6</b>	<b>M8</b>	<b>M10</b>	<b>M12</b>	<b>M16</b>	<b>M20</b>	<b>M24</b>
<b>s</b>	1.5	2	2.5	3	4	5	6	8	10	12
<b>t</b>	1.5/2.0	1.5/2.5	2.0/3.0	2.0/3.5	3.0/5.0	4.0/6.0	4.8/.80	6.4/10.0	8.0/12.0	10.0/15.0
<b>l</b>	<b>LENGTH OF SCREW</b>									

Available in various lengths & material

Tel: 01234 346242 Fax: 01234 327349  
[www.challenge-europe.co.uk](http://www.challenge-europe.co.uk)  
[sales@challenge-europe.co.uk](mailto:sales@challenge-europe.co.uk)

# Socket Setscrews Flat Point DIN 913



d	M3	M4	M5	M6	M8	M10	M12	M16
s	1.5	2	2.5	3	4	5	6	8
L	LENGTH OF SCREW							

Available in various lengths & material

Tel: 01234 346242 Fax: 01234 327349  
[www.challenge-europe.co.uk](http://www.challenge-europe.co.uk)  
[sales@challenge-europe.co.uk](mailto:sales@challenge-europe.co.uk)